



Passenger Car **Batteries**



BOSCH

Invented for life

The perfect source of power for every car: Bosch battery overview


Modern cars use an increasing number of components that require electrical power. Bosch batteries provide a power supply that ensures the necessary high performance and safety for any task.

S6

Peak power for cars with start/stop systems and regenerative braking.

Page 4-5



Line	S6 AGM
Technology	AGM (Absorbent Glass Mat)
Application Characteristics	Recent vehicle models and upmarket models with start/stop systems and regenerative braking 
Maintenance	Absolutely maintenance-free
Cold-start Performance	● ● ●
Capacity for Electronic Demand	● ● ●
Deep-cycle Resistance	● ● ●
Suitability for Short Distances	● ● ●
Installation Angle	up to 90°
Roadside Assistance	Free**
Warranty	4-year

●	Good
● ●	Better
● ● ●	Best
—	Not Available



*Indicates cycle life of battery

**Free for first 3 years from the date of purchase

S5

Suitable for recent car models with high electrical demand.

Page 6-7



S4

Ensures a powerful start for all types of vehicles.

Page 6-7



S3

The economical solution for many older car models.

Page 6-7



S5	S4	S3
Flooded	Flooded	Flooded
Recent vehicle models and upmarket models	Mid-sized and older vehicle models	Smaller cars with less electrical demand
Absolutely maintenance-free	Absolutely maintenance-free	Absolutely maintenance-free
● ● ●	● ●	●
● ●	●	●
● ●	● ●	●
● ●	●	●
0°	0°	0°
Free**	Free**	—
3-year	2-year	1-year



S6 High Performance AGM: For cars with start/stop systems and recuperation




The Bosch S6 High Performance AGM Battery supplies enough power for frequent starts and stops, and provides a reliable source of power for models with high electrical demand during the stop phase.


AGM (Absorbent Glass Mat) is among the latest cutting-edge technologies for batteries. Special micro-fiberglass mats are installed close to the lead plates of the battery and completely absorb the battery acid. High contact pressure minimizes the loss of active material with very low internal resistance. In demanding situations, larger amounts of energy can pass through as the reaction between the acid and the plate is faster.

AGM batteries should only be replaced with AGM batteries!

AGM batteries must be used as a replacement in cars originally equipped with AGM batteries. Conventional batteries are unable to cope with the demanding requirements of vehicles with start/stop systems.



AGM (Absorbent Glass Mat) Technology



Full frame grid for optimum current flow and reduced corrosion

The flow-optimized grid design guarantees consistently high starting power and a long service life. In addition, a special alloy ensures a high corrosion resistance and significantly lower self-discharge.



AGM – acid absorbed by micro-fiber glass mats

Special micro-fiber glass mats completely absorb all the battery acid. High contact pressure strengthens the power-producing component while resisting dry-out for extended cycle service. A lower internal resistance provides an optimized power flow throughout the battery.



Set of plates with extra robust design

Special AGM design includes an Enhanced Electrolyte Suspension system to completely absorb the acid and protect the battery plates. The plates and glass mats are tightly arranged with an optimal level of compression to ensure premium performance and reinforced durability.

Advantages of the Bosch S6 High Performance AGM Battery:

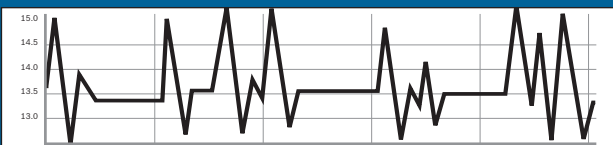
- ▶ Up to 2x longer life* than conventional starter batteries
- ▶ Constant power even for short trips, stop-and-go traffic or high consumption in stationary mode

- ▶ Excellent charge acceptance and starting power for vehicles with the highest electronic demand
- ▶ 100% maintenance-free**
- ▶ First-class Bosch quality
- ▶ Better vibration resistance
- ▶ 4-year free replacement warranty
- ▶ Free Roadside Assistance

*Indicates cycle life of battery

**Under normal operating conditions

Battery load diagram for start/stop and recuperation



Characteristics: Many starting operations, high strain on the battery and additional power drain by passive boost



S5, S4 and S3 Batteries: Optimum starting power for every car





Bosch S5, S4 and S3 Batteries offer first-class Bosch quality for a wide range of requirements and vehicle types.

Bosch S5, S4 and S3 Batteries stand out for their longer service life and excellent cold starting power. The S5 is the powerhouse for recent car models with high electronic demand. The S4 ensures a powerful start for all types of vehicles. The S3 is the economical solution for many older cars.



Flooded Technology




Full frame grid for optimum current flow and reduced corrosion

The flow-optimized grid design guarantees consistently high starting power and a long service life. In addition, a special alloy ensures a high corrosion resistance and significantly lower self-discharge.



Highly protective pocket separator

Prevents contact between positive and negative plate – for longer service life and higher starting power.



Set of plates with robust connections

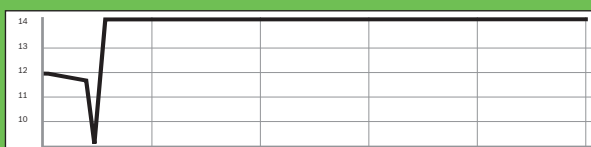
Reinforced welds and strong straps and posts resist vibration damage while optimizing power flow to enhance life and performance.

Advantages of Bosch S5, S4 and S3 Batteries:

- ▶ Optimum starting power and long service life
- ▶ Flushed tops for minimized risk of acid leakage
- ▶ Dependable power in accordance with OEM requirements
- ▶ 100% maintenance-free*
- ▶ First-class Bosch quality
- ▶ Free Roadside Assistance for S4 and S5
- ▶ Free replacement warranty:
 - **S5:** 3-year warranty
 - **S4:** 2-year warranty
 - **S3:** 1-year warranty

* Under normal operating conditions

Battery load diagram for conventional vehicles



Characteristics: single-start operation followed by subsequent recharging



The Benefit of Bosch

Did you know?

- ▶ Brand of choice and best/better segment leader in Europe
- ▶ Battery distribution in 105 countries worldwide
- ▶ Awarded best brand for batteries in Germany for the past 10 years

Bosch has the battery to fit your needs

Bosch batteries start vehicles and a wide range of equipment in all kinds of weather conditions. Their innovative technology makes these energy packs resistant to high temperatures in the engine compartment. At the same time, acid consumption and corrosion are minimized. This translates into minimum self-discharge, extreme tolerance for short-distance driving and reliable operational safety throughout the battery's service life.

Longer Service Life

Today car batteries are exposed to ever increasing underhood temperatures. In fact, an engine compartment can reach temperatures well above 212° F/ 100°C. Corrosion resistant technology resists damage caused by heat and significantly increases the service life of the batteries.

Quick and Reliable Starting

Bosch batteries are designed to operate in all climates.

Top Performer

Bosch passenger car batteries have been recognized as "top performers" by consumer magazines.

Easy to Choose

Bosch batteries are simple to select based on your vehicle's needs.

Extensive Market Coverage

Bosch has a battery for virtually every vehicle and a wide range of equipment. If you need it, Bosch has it.

Recognized for Quality and Innovation

Bosch has more than 80 years of experience in batteries, with extensive knowledge in auto parts and diagnostics.

Free Roadside Assistance

Bosch offers complementary Roadside Assistance that:

- ▶ Is valid for three years from the date of the purchase for S6, S5 and S4 batteries
- ▶ Requires no registration / activation
- ▶ Allows first service as sign and drive, with no out-of-pocket expenses up to program limits
- ▶ Includes additional services on a reimbursement basis
- ▶ Provides service limited to a \$60 maximum basis



3-Year Nationwide Limited Jumpstart Assistance **1-800-691-4080**

The Bosch Nationwide Limited Battery Jumpstart plan applies to the original battery, original purchaser and the original vehicle identified on the receipt for the battery purchase. This limited jumpstart plan applies only to passenger and light truck batteries that lose charge, because of a manufacturer's defect, during the first 36 months after purchase.




Full Service Support from Bosch

Top performance from a single source

Complete support for your battery business

- ▶ Complete range of batteries
- ▶ Efficient diagnostic equipment
- ▶ Reliable services



Parts



- ▶ Complete range of batteries for all passenger cars
- ▶ Innovative technologies
- ▶ First-class quality and reliability
- ▶ Extensive system expertise and a wide range of products for start/stop systems

Diagnostics



- ▶ Evolve rugged 10" professional diagnostic scan tool
- ▶ Wireless VCI with SAE J2534 reprogramming capabilities
- ▶ Bravo 3.0 software powered by Bosch with exclusive on-tool wiring diagrams

Services



- ▶ Training sessions and workshops
- ▶ Training and product videos
- ▶ Visit www.boschautoparts.com for details

Car Batteries from Bosch:

Technical data and order numbers

Class	Catalog Number	Bosch 13 Digit Part Number	UPC	BCI Size	CCA	CA	RC	Length (mm)	Width (mm)	Height (mm)	Weight (lb)
S6	S6521B	0092S650547HH	028851125598	34	775	890	120	273	175	203	42.5
	S6-34M	0092S650557HH	077212176274	34M	775	890	120	273	175	212	42.5
	S6-34R	0092S650567HH	077212176281	34R	775	890	120	273	175	203	42.5
	S6523B	0092S650587HH	077212000067	35/85	680	800	100	242	171	197	40
	S6-47	0092S650697HH	077212176298	47 (H5/L2)	600	690	100	242	175	190	39
	S6585B	0092S650717HH	028851553834	48 (H6/L3)	760	875	120	278	175	190	45.5
	S6588B	0092S650737HH	028851553858	49 (H8/L5)	850	975	170	354	175	190	58
	S6535B	0092S650777HH	077212000098	S46B24R (Prius)	325	390	60	235	127	220	29.5
	S6551B	0092S650937HH	077212000104	65	750	860	150	305	187	194	47.5
	S6-75DT	0092S651027HH	077212176304	75/86	680	800	100	242	179	202	41
	S6563B	0092S651057HH	077212000111	78	775	890	120	273	175	184	43
	S6-78DT	0092S651067HH	077212176311	34/78	775	890	120	273	175	203	43
	S6587B	0092S651187HH	028851553841	94R (H7/L4)	800	920	140	315	175	190	52
	S6-95R	0092S651207HH	077212176328	95R (H9/L6)	950	1050	190	394	175	190	64.5
	S6590B	0092S651547HH	028851553582	AUX	200	—	—	150	88	145	11.2

Class	Catalog Number	Bosch 13 Digit Part Number	UPC	BCI Size	CCA	CA	RC	Length (mm)	Width (mm)	Height (mm)	Weight (lb)
S5	S5507B	0092S550337HH	028851550727	24	725	890	120	273	171	229	42.5
	S5508B	0092S550347HH	028851550758	24F	725	890	120	273	171	229	42.5
	S5512B	0092S550387HH	028851550871	25	625	770	95	248	175	225	37
	S5515B	0092S550417HH	028851550963	27	840	1035	140	321	171	229	51
	S5516B	0092S550427HH	028851550994	27F	840	1035	140	321	171	229	51
	S5521B	0092S550547HH	028851551151	34	800	985	115	273	175	203	41
	S5522B	0092S550567HH	028851551168	34R	800	985	115	273	175	203	41
	S5523B	0092S550577HH	028851551212	35	640	785	95	248	175	225	37
	S5531B	0092S550697HH	028851551472	47 (H5/L2)	600	740	95	242	175	190	37
	S5532B	0092S550717HH	028851551519	48 (H6/L3)	730	900	120	278	175	190	43
	S5533B	0092S550737HH	028851551540	49 (H8/L5)	900	1105	185	354	175	190	52.5
	S5551B	0092S550937HH	028851552080	65	850	1045	150	305	187	194	46.5
	S5559B	0092S551017HH	028851552325	75	690	850	95	248	178	184	36
	S5560B	0092S551027HH	028851552356	75/86	690	850	95	248	178	206	36.5
	S5563B	0092S551057HH	028851552554	78	800	985	115	273	175	184	41
	S5564B	0092S551067HH	028851552585	34/78	800	985	115	273	175	203	42
	S5565B	0092S551077HH	028851552615	79	840	1035	140	307	179	188	43
	S5572B	0092S551187HH	028851552820	94R (H7/L4)	790	970	140	315	175	190	47
	S5-95R	0092S55120076	077212176335	95R (H9/L6)	850	1045	190	394	175	190	61.5
	S5-97R	0092S551237HH	077212176342	97R (H5/L2)	600	740	95	242	175	190	37
	S5-51R	0092S550787HH	077212176434	51R	500	615	75	238	127	222	30
S5580B	0092S55129HUM	028851553063	101	650	800	110	260	179	170	36	
S5584B	0092S551567HH	028851420952	46A24L (Miata)	320	400	45	197	130	184	24	

Class	Catalog Number	Bosch 13 Digit Part Number	UPC	BCI Size	CCA	CA	RC	Length (mm)	Width (mm)	Height (mm)	Weight (lb)
S4	S4567B	0092S451097HH	028851552660	86	690	850	90	229	175	206	35.5
	S4-24	0092S450337HH	077212176359	24	650	800	115	273	171	229	41
	S4-24F	0092S450347HH	077212176366	24F	650	800	115	273	171	229	41
	S4-27	0092S450417HH	077212176373	27	710	875	120	305	171	229	47.5
	S4-27F	0092S450427HH	077212176380	27F	710	875	120	314	171	229	47.5
	S4521B	0092S450547HH	028851551144	34	690	850	110	273	175	203	38
	S4-34R	0092S450567HH	077212176397	34R	690	850	110	273	175	203	38
	S4524B	0092S450597HH	028851551243	36R	650	800	120	260	184	203	41.5
	S4525B	0092S450617HH	028851551274	40R (T6/LB3)	650	800	105	278	175	175	38
	S4526B	0092S450627HH	028851551304	41 (T65)	650	800	100	293	175	175	38
	S4-42	0092S450647HH	077212176403	42 (T5/LB2)	475	585	70	242	175	175	30
	S4-4258R	0092S450657HH	077212176557	42/58R	580	715	85	254	184	175	32.5
	S4-48	0092S450717HH	077212176410	48 (H6/L3)	680	835	120	278	175	190	42.5
	S4-50	0092S450757HH	077212176427	50	600	740	108	340	136	225	43
	S4-55	0092S450827HH	077212176441	55	540	665	75	222	152	216	32.5
	S4545B	0092S450877HH	028851551892	59	590	725	100	241	189	190	38
	S4-64	0092S450927HH	077212176458	64	620	765	100	298	159	225	41.5
	S4551B	0092S450937HH	028851552073	65	750	925	140	305	187	194	44
	S4559B	0092S451017HH	028851552318	75	650	800	90	248	178	184	34.5
	S4560B	0092S451027HH	028851552349	75/86	650	800	90	248	178	206	35
	S4563B	0092S451057HH	028851552547	78	690	850	110	273	175	184	37.5
	S4564B	0092S451067HH	028851552578	34/78	690	850	110	273	175	203	39
	S4566B	0092S451087HH	028851552639	85	650	800	110	229	175	206	36
	S4568B	0092S451107HH	028851552691	90 (T5/LB2)	600	740	90	242	175	175	34
	S4569B	0092S451127HH	028851552721	91 (T6/LB3)	700	860	100	278	175	175	38.5
	S4570B	0092S45114076	028851410885	92 (T7/LB4)	650	800	130	317	175	175	43
	S4571B	0092S451167HH	028851552783	93 (T8/LB5)	800	985	130	354	175	175	47.5
	S4574B	0092S451227HH	028851553827	96R	600	740	90	242	175	175	34
	S4581B	0092S451307HH	028851553803	121R	550	675	80	210	177	206	32.5
	S4582B	0092S451327HH	028851553810	124R	700	860	100	260	175	212	39.5
	S4512B	0092S450387HH	028851550864	25	550	675	90	248	175	225	34
	S4523B	0092S450577HH	028851551205	35	550	675	90	248	175	225	34
S4535B	0092S450767HH	028851551595	51	450	555	70	238	127	222	28.5	
S4536B	0092S450787HH	028851551625	51R	450	555	70	238	127	222	28.5	
S4554B	0092S450967HH	028851552165	70	540	665	80	222	178	181	31	

Class	Catalog Number	Bosch 13 Digit Part Number	UPC	BCI Size	CCA	CA	RC	Length (mm)	Width (mm)	Height (mm)	Weight (lb)
S3	S3543B	0092S350857HH	028851551823	58	580	715	85	254	184	178	32.5
	S3544B	0092S350867HH	028851551854	58R	580	715	85	254	184	175	32.5
	S3-24	0092S350337HH	077212176465	24	550	675	90	273	171	229	37
	S3-24F	0092S350347HH	077212176472	24F	550	675	90	273	171	229	37
	S3513B	0092S350397HH	028851550888	26	540	665	80	222	171	203	31
	S3514B	0092S350407HH	028851550918	26R	540	665	80	222	171	203	31
	S3-34	0092S350547HH	077212176489	34	550	675	90	273	175	203	35
	S3-4258R	0092S350657HH	077212176540	42/58R	500	615	75	254	184	175	31
	S3-45	0092S350677HH	077212176496	45	485	595	65	238	140	229	31
	S3-48	0092S350717HH	077212176502	48 (H6/L3)	615	755	95	278	175	190	36.5
	S3551B	0092S350937HH	028851552066	65	675	830	130	305	187	194	41.5
	S3559B	0092S351017HH	028851552301	75	540	665	85	248	178	184	33
	S3560B	0092S351027HH	028851552332	75/86	540	665	85	248	178	206	33
	S3-78	0092S351057HH	077212176519	78	550	675	90	273	175	184	35
	S3-86	0092S351097HH	077212176526	86	540	665	85	229	175	206	35.5
	S3583B	0092S35133E6M	028851125307	151R	335	410	55	184	125	222	19



What drives you, drives us.

The Automotive Aftermarket division provides the aftermarket and repair shops worldwide with a complete range of diagnostic and repair shop equipment and a wide range of spare parts – from new and exchange parts to repair solutions – for passenger cars and commercial vehicles. Its product portfolio includes products made as Bosch original equipment, as well as aftermarket products and services developed and manufactured in-house.



BOSCH

Invented for life

Robert Bosch LLC
Broadview, Illinois 60155

Robert Bosch, Inc.
Mississauga, Ontario L5N 1R1

www.boschautoparts.com
www.boschautoparts.ca

17062258

©2017 Robert Bosch LLC, USA. All rights reserved. BOSCH is a registered trademark of Robert Bosch GmbH and/or its affiliated entities.